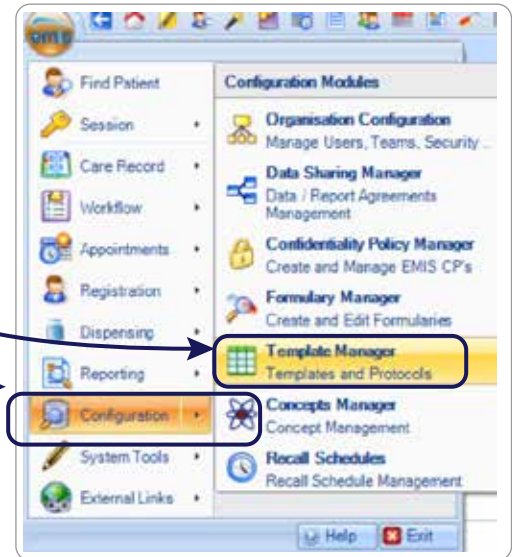
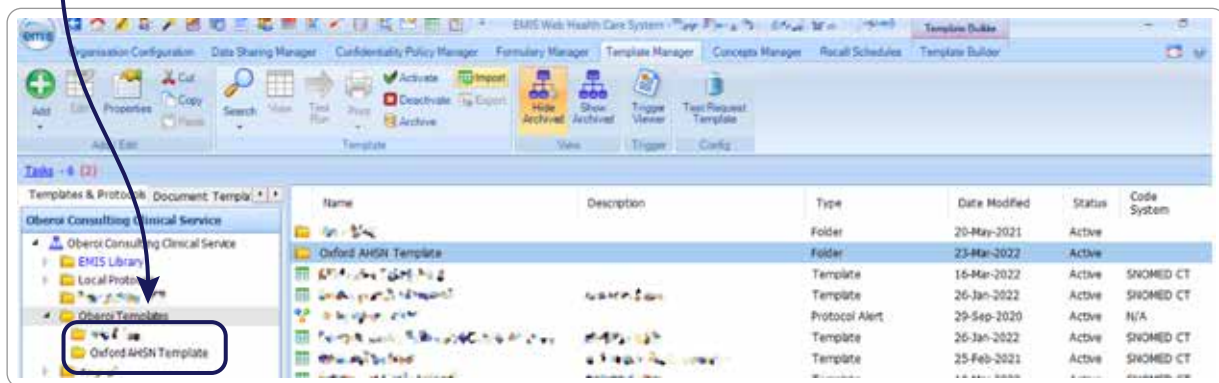


This guide provides step by step instructions to support importing the Oxford AHSN Respiratory Review Clinical Template into EMIS Web

**Step 1:** Access **Configuration** then **Template Manager** (or **Resource Publisher** if your system doesn't have Template Manager)



**Step 2:** Create a new folder or **Select and highlight** an existing folder where you want to save your template.

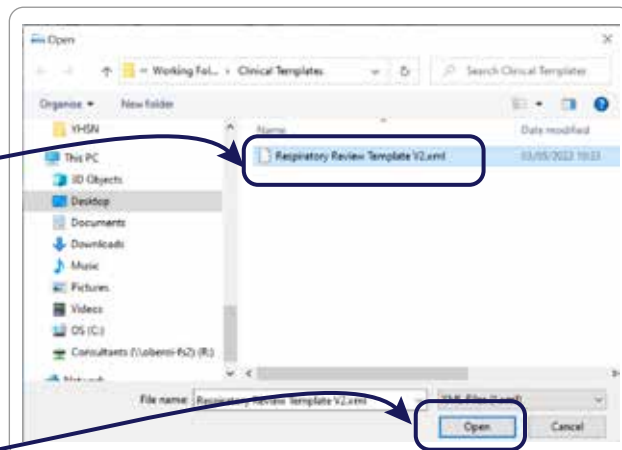


**Step 3:** Select **Import**



Step 4: Navigate to where you saved your downloaded xml file.

... then click **Open** to import.



Step 5: Your **template** will then be installed into EMIS Web and be **ready to use**.

